


Search : royalty free MP3

Using Photo Story 3 *pictures : my web search.com → pictures*

Microsoft's Photo Story 3 is a very simple program for creating digital stories. It is also a free download. The software allows you to merge digital images, text, spoken word, and music into a very polished looking digital story. This document will walk you through the basics of creating a digital story.

Getting Started

- Open Photo Story 3
- Select *Begin New Story*
- Click *Next*





Importing Pictures

- Click *Import Pictures*
- Navigate to your digital pictures and select the pictures you'd like to import.
- After you've imported your pictures use the buttons below to edit them.




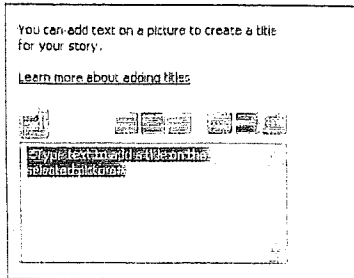
- Click *Next*

- Save your project periodically.



Adding Titles and Effects

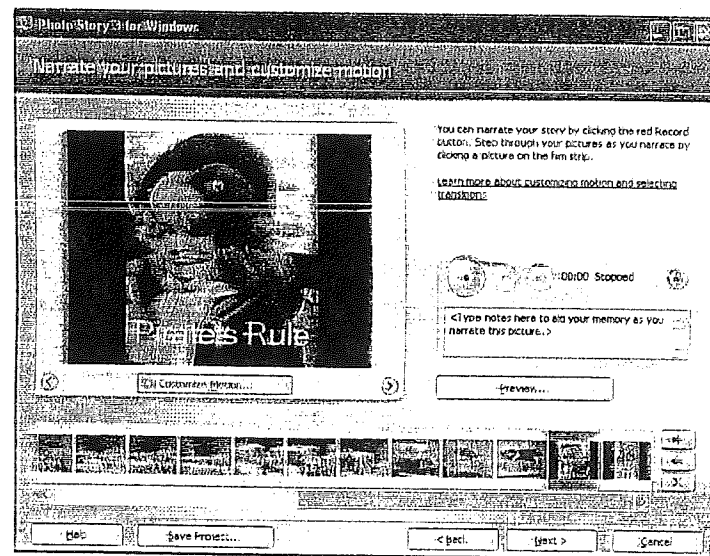
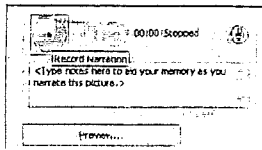
- Select the specific picture you'd like to add text to.
- Type and format the text using the window and buttons provided



- Use the *Effect* menu to add effects to the pictures
- When you are done, click *Next*

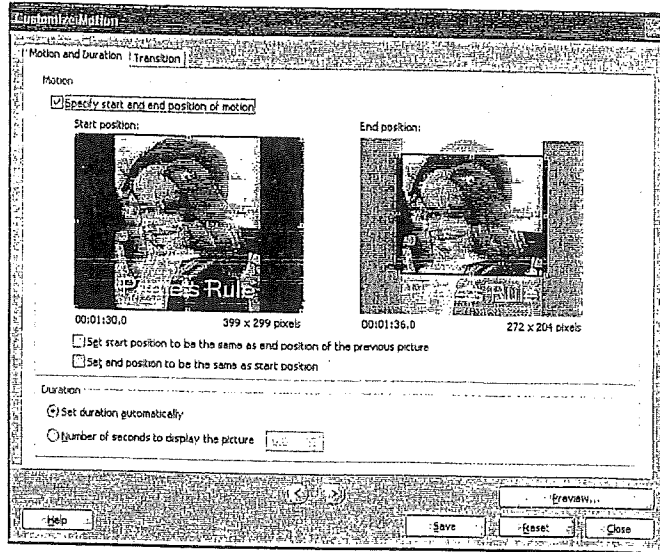

Narrating pictures

- Select the pictures you'd like to narrate
- Using a microphone, click the red *Record Narration* button to record your narration.



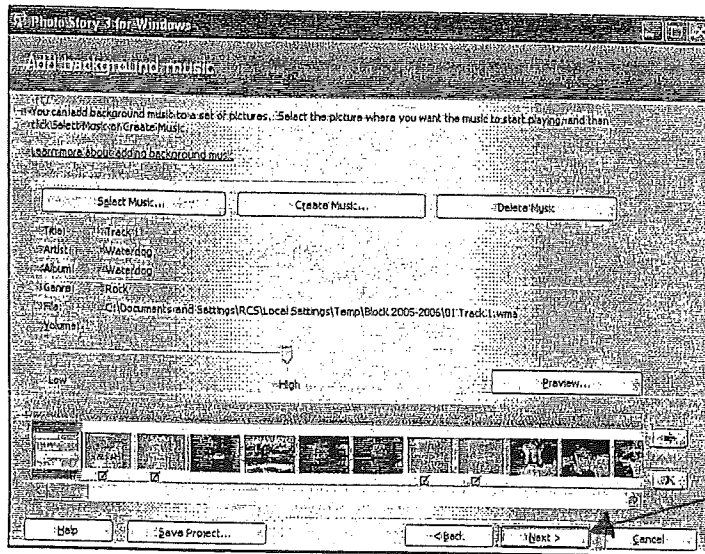
Customizing Motion & Transitions

- Photo Story 3 automatically creates its own motion and transitions. However, you can customize the motion to each picture by clicking the *Customize Motion* button.



Adding Background Music

- After you narrate pictures and customize motion, you can add background music.
- You can either select music from a file on your computer or create music using Photo Story 3.




Click next & finalize file

Playback

It will take a few seconds to generate the file.

- Click *View the Story* when it is done.

Be sure to finalize the file & save in my docs - should be a .wmv file



General classroom resources:

<http://c-schools.net/PPTs-science.html#Grades6-12>

- Bio presentations

(not sure if this is a good site for the kids may just "copy"

Digital story teller:

<http://digitalstorytelling.coe.ub.edu>

- audio, multi media resources
- ideas
- examples
- links

my web search.com
(Images)